

Server API checkout demo app

To help both developers and commercial decision makers make decisions, we developed our checkout demo app.

Before you take a closer look at the app, we especially recommend developers to read a bit about our [API basics](#).

- 1 Requirements
- 2 demo app Installation
 - 2.1 Running the checkout demo app
- 3 Usecases
 - 3.1.1 Pay via Credit Card without 3DSecure
 - 3.1.2 Pay via a Credit Card with 3DSecure
 - 3.1.3 Pay via paydirekt
- 3.2 Receive example transaction status notification

1

Requirements

An active PAYONE - Account is required. If you do not have one yet, please [contact us](#).

2

demo app Installation

You can download the latest version from our Github repository:

Down

3

Running the checkout demo app

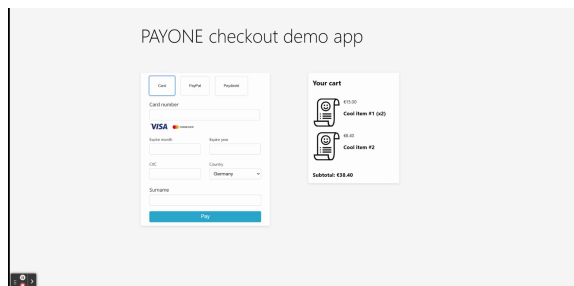
You have two options: you can play around with the app on Gitpod, an online IDE, or you can install the app locally.

You will find both option here: <https://github.com/PAYONE-GmbH/checkout-demo#running-the-app>

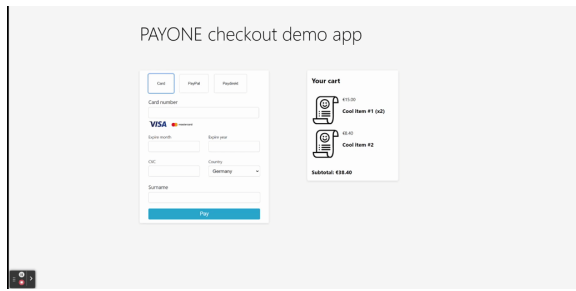
4

Usecases

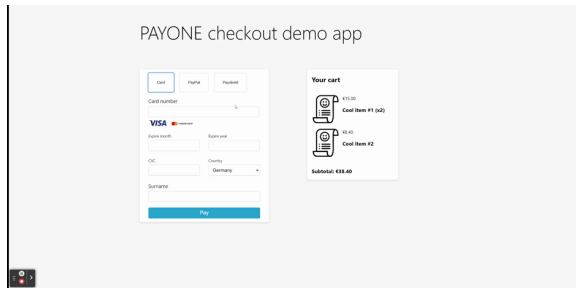
Pay via Credit Card without 3DSecure



Pay via a Credit Card with 3DSecure



Pay via paydirekt



5

Receive example transaction status notification

This is shown in the last seconds of 'Pay via a Credit Card with 3DSecure' and 'Pay via paydirekt' showcases

For the test data - follow our more detailed Readme's section "[Use cases' test data](#)"